



10 Year Transportation Plan

(Based on 2011-2020 approved plan)

By the Associated General Contractors
of New Hampshire

in partnership with

A Safer Road to Tomorrow

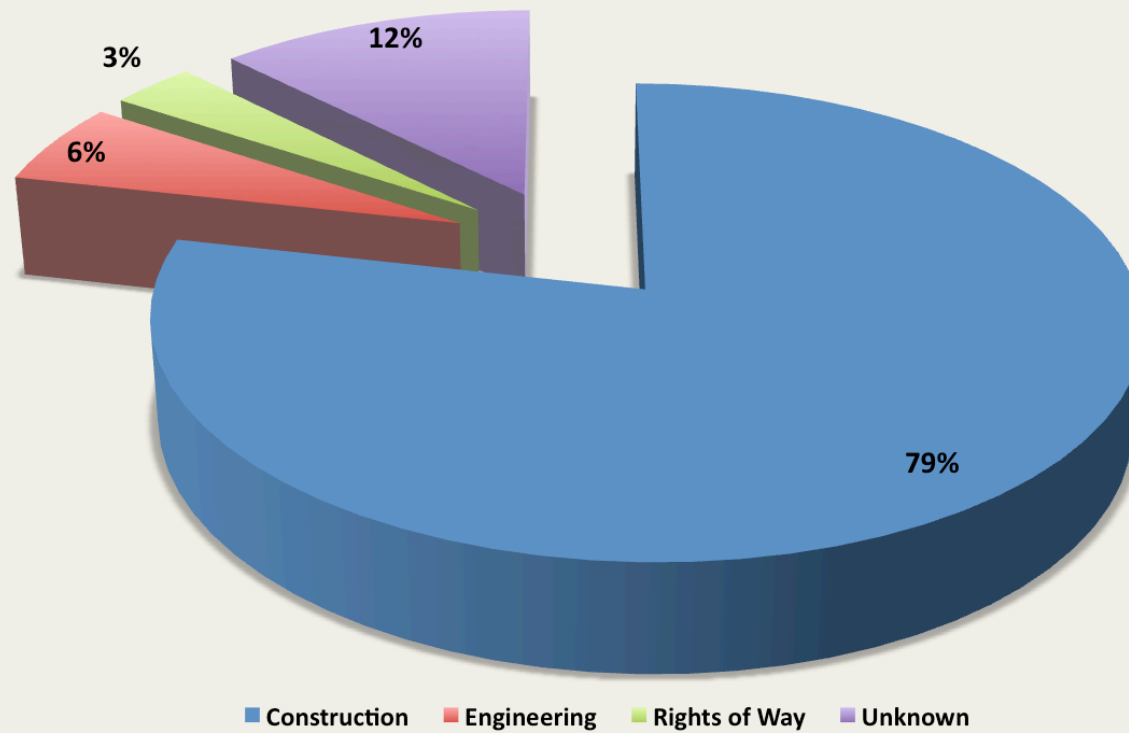


Ten Year Highway Plan Phase Description Totals by Year

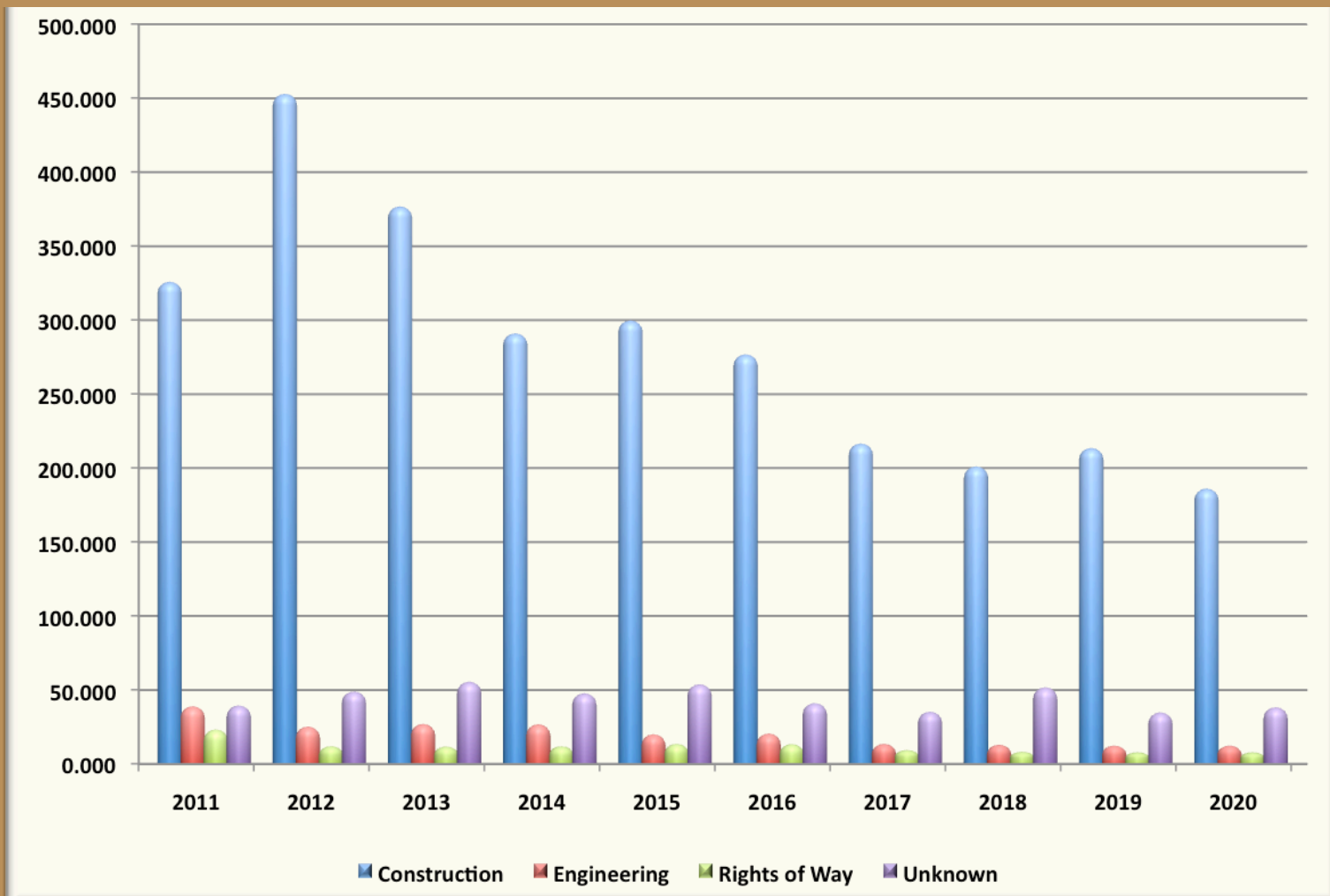
	Construction	Engineering	Rights of Way	Subtotal	Unknown	TOTAL
2011	326.044	39.032	23.387	388.463	39.569	428.032
2012	453.084	25.328	12.064	490.476	49.039	539.515
2013	376.936	27.101	11.846	415.883	55.627	471.510
2014	291.125	26.871	11.981	329.977	47.809	377.786
2015	299.884	20.146	13.650	333.680	53.882	387.562
2016	276.925	20.625	13.455	311.005	41.153	352.158
2017	216.654	13.603	9.426	239.683	35.388	275.071
2018	201.175	13.036	8.286	222.497	51.820	274.317
2019	213.625	12.459	7.921	234.005	34.906	268.911
2020	186.176	12.462	7.921	206.559	38.391	244.950
TOTAL	2,841.628	210.663	119.937	3,172.228	447.584	3,619.812

* Amounts in Millions

Ten Year Highway Plan Phase Totals (2010-2020)



Ten Year Highway Plan Phase Description Totals by Year (millions)



Ten Year Highway Plan Application Code Totals by Year

	Airport	Betterment	Rail	State Aid Bridge	State Aid Highway	Turnpike	Turnpike Replace & Renew	Other	TOTAL
2011	21.038	26.286	60.508	6.794	3.449	53.681	5.990	240.286	428.032
2012	29.128	35.000	59.170	7.980	2.510	112.422	10.100	283.205	539.515
2013	37.321	37.720	67.270	7.568	2.537	55.564	9.800	253.730	471.510
2014	28.811	34.920	60.120	2.645	2.537	44.279	10.500	193.974	377.786
2015	34.564	34.920	1.820	8.271	2.537	47.543	10.800	247.107	387.562
2016	22.013	34.920	1.420	3.940	2.537	35.002	11.600	240.726	352.158
2017	16.312	34.920	1.420	6.978	2.537	8.916	11.500	192.488	275.071
2018	30.591	34.920	1.420	8.505	2.537	0.000	11.850	184.494	274.317
2019	21.134	34.920	1.420	8.000	2.537	0.000	12.000	188.900	268.911
2020	18.861	34.920	1.420	8.000	2.537	0.000	12.000	167.212	244.950
TOTAL	259.773	353.446	255.988	68.681	26.255	357.407	106.140	2,192.122	3,619.812